


# Solitec

## The robust solution for maximum flexibility

Solitec feels right at home whatever the nature of the work. That's because it combines innovative ergonomics with sturdiness and is suitable for use anywhere within



Production

your production facilities. Special finishes and covers are available for Solitec to suit any working area. The integrated seat tilt function ensures a high standard of ergonomics even when the user has to lean forwards.

## The right finish for any application

Solitec offers the perfect finishes and coverings to meet the requirements of any workplace scenario:



### Wood finish

Laminated beech. Highly robust, washable and resistant to oil and grease.

### Fabric upholstery

This soft, breathable upholstery with its hard-wearing cover fabric is sheer luxury.

### Integral foam upholstery

This high-comfort upholstery is resistant to oil, grease and flying sparks and can withstand mech.influences. It's washable and extremely hard-wearing.

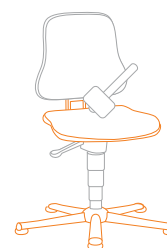
### Skai synthetic leather

This non-slip, non-tear covering provides a soft and comfortable feel and is also washable.



## A true survivor

Solitec is extremely sturdy and highly durable. The backrest link is made from robust flat steel and the 5 star base from sectional steel tubing. The edge protector that runs all the way round provides effective protection for the upholstery.



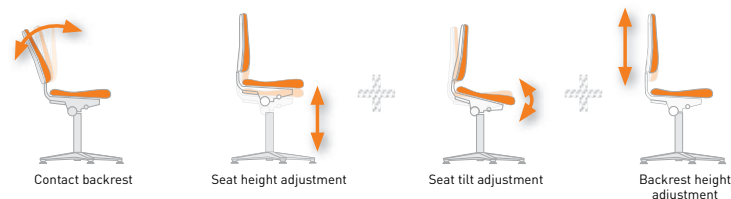
# Solitec



## Design and materials

Solitec features a sturdy, five-legged base frame with flat lines made from sectional steel tubing. All the metal components are epoxy-resin coated. All Solitec models are supplied with an anthracite frame. The 5 star base can be supplied with special castors featuring load-sensitive brakes for hard floors (Solitec 2) or with abrasion-resistant glides (Solitec 1 and Solitec 3) as an option.

## Mechanisms and functions (for precise details, see pages 16-17)



## Accessories (for precise details, see page 141)



Ring-shaped armrest   Multifunction armrest   Swivel lock   Foot ring

## Options



Disc base   Polished aluminium base

## Upholstery finish and colour options

| Finish                 | Black | Blue | Grey            | Red  | Natural |
|------------------------|-------|------|-----------------|------|---------|
| Duotec fabric          |       |      |                 |      |         |
| Order no.              | 6801  | 6802 | 6811            | 6803 |         |
| Skai synthetic leather |       |      |                 |      |         |
| Order no.              | 2571  | 6902 | 6911            | 6903 |         |
| Integral foam          |       |      | Laminated beech |      |         |
| Order no.              | 2000  |      |                 |      | 3000    |



## Solitec 1 with glides

Seat height adjustment range: 440 to 590 mm.

| Design                 | Order no.       |
|------------------------|-----------------|
| Laminated beech        | 9203-3000       |
| Duotec fabric          | 9203-Colour no. |
| Skai synthetic leather | 9203-Colour no. |
| Integral foam, black   | 9203-2000       |



## Solitec 2 with castors

Seat height adjustment range: 440 to 590 mm.

| Design                 | Order no.       |
|------------------------|-----------------|
| Laminated beech        | 9208-3000       |
| Duotec fabric          | 9208-Colour no. |
| Skai synthetic leather | 9208-Colour no. |
| Integral foam, black   | 9208-2000       |



## Solitec 3 with glides and step

Seat height adjustment range: 600 to 875 mm.

| Design                 | Order no.       |
|------------------------|-----------------|
| Laminated beech        | 9213-3000       |
| Duotec fabric          | 9213-Colour no. |
| Skai synthetic leather | 9213-Colour no. |
| Integral foam, black   | 9213-2000       |